



Understanding our Design References

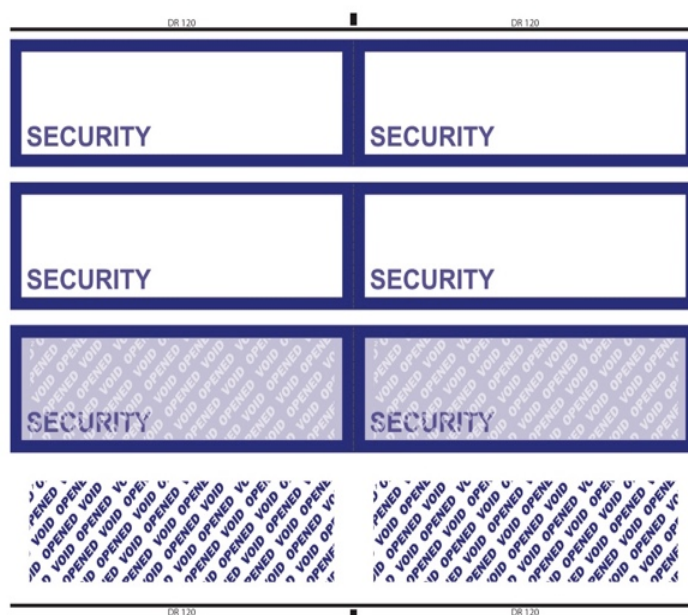
At Tamper Technologies we use a Design Reference (DR) system to ensure that every job we produce is exactly what you, and your customer is expecting.

The Design References (DR's) are unique and individual references to each specific design and product.


Our DR's are essentially a part code. This means that if you want the same design, but a change in the colour, packaging spec, roll length etc., this would make it a new product and therefore will be given a new DR reference.

We will send you a DR which will look like this for you to approve:

DR 120 © copyright all rights reserved
 Tamper evident tape, KN Blue Base, with white surface, with PERFORATIONS, print repeat 152.4mm, 50.8mm (2") wide x 50 metres per roll.
 Revision 13.07.16 Void plate DR 107 with numbers
 Packaging: B20 = 20 rolls per box



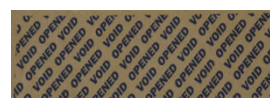
This is what the pressure sensitive tape/label looks like on the roll when applied to the packaging.



This is what the tape/label looks like once it has been removed from the surface/packaging and voided - revealing the hidden print which cannot be reapplied as there is no adhesive left on this layer



This is the message left on the surface packaging for a permanent product



Key facts for the design of the DR:

1. We print in CMYK at Tamper Technologies, so we aim to match colours supplied as closely as possible to your pantone.
2. Any barcodes you want on the product are recommended to be placed on a white background to ensure success when scanning it especially for smaller barcodes.
3. When sending **artwork** we ask that it is saved in the following formats: **.ai .eps .vector** file

If you have any questions please do not hesitate to get in touch with Kelly our sales manager kelly@tampertech.net and she will be able to assist you.